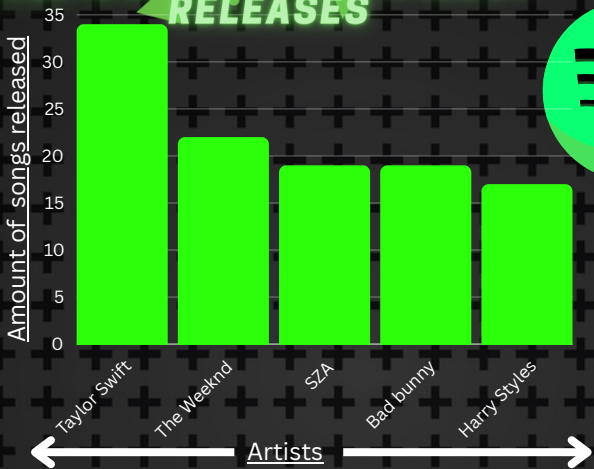


SPOTIFY 2023 ANALYSIS

Spotify had almost **5 MILLION!** (4952519) songs added to their playlists compared to Apples minimal 64605.

TOP 5 ARTISTS WITH MOST RELEASES



The fastest song is 'Love language' by SZA
And the slowest song is 'Happier than ever' by Billie Eilish!

AMOUNT OF SONGS RELEASED EACH MONTH



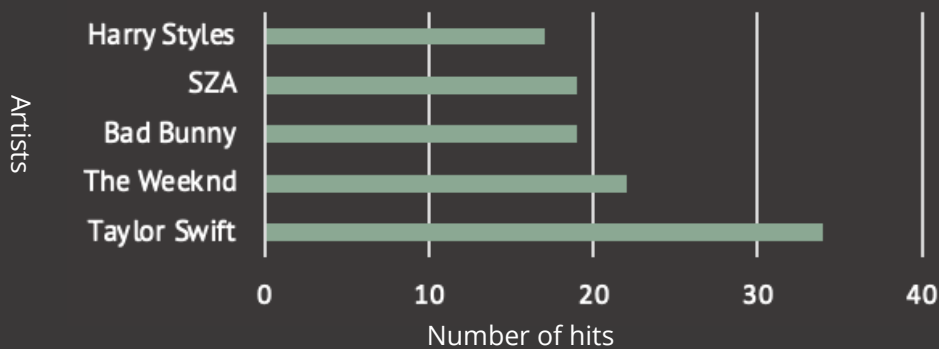
30 songs had the word 'love' in them



BAILEE DREW

Spotify Infographic

Top 5 artists by song hits



There were...

58

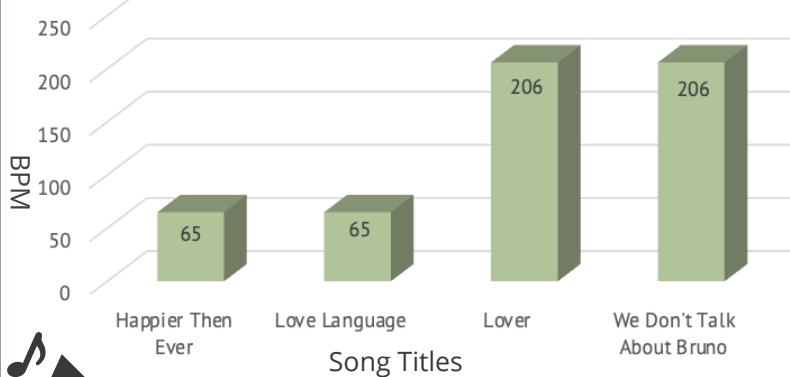
...songs with the word...

“YOU”

...in the title!



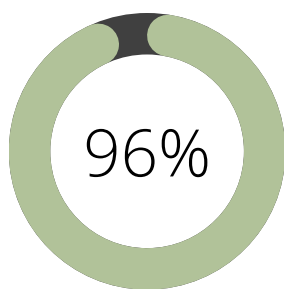
FASTEST AND SLOWEST SONGS IN 2023 (BPM)



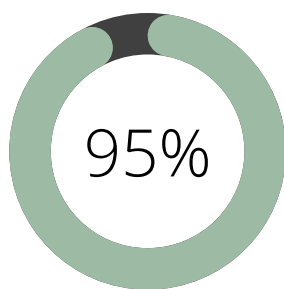
Happier Than Ever by Billie Eilish
Love Language by SZA
Lover by Taylor Swift

We Don't Talk About Bruno by Carolina Gaitan and FT. 8 others

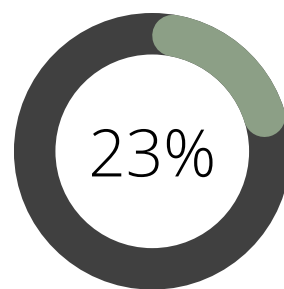
TOP 2 DANCABLE SONGS VS LEAST DANCABLE SONG IN 2023 (%)



Peru by Edsheeran ft. Fireboy DML




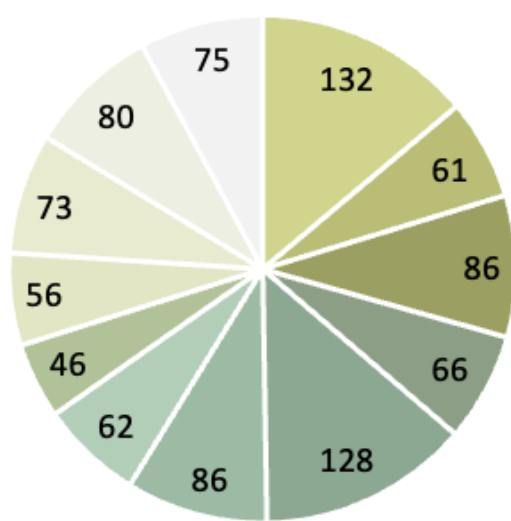
The Real Slim Shady by Eminem
Super Freaky Girl by Nicki Minaj
Players by Coi Leray
CAIRO by Karol G
Starlight by Dave
Ai Preto by nL7nnon




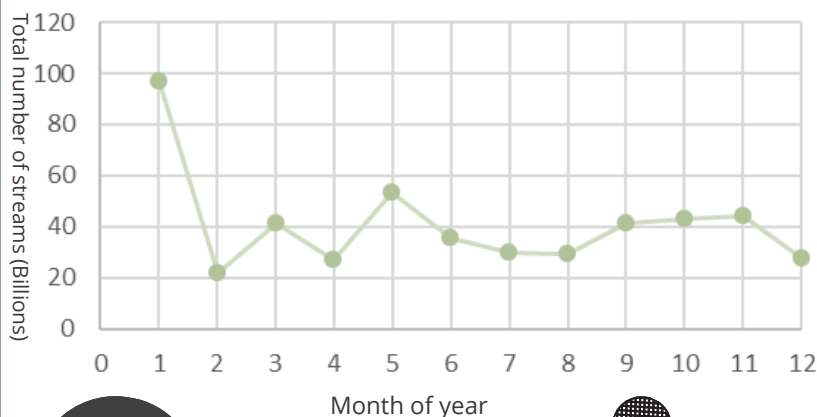
Bing Crosby by John Scott Trotter

Songs Released In Each Month

- january
- february
- march
- april
- may
- june
- july
- august
- september
- october
- november
- december



TOTAL NUMBER OF SONGS STREAMED IN EACH MONTH OF 2023



The most streamed song in 2023 was...

BLINDING LIGHTS

by THE WEEKND with...

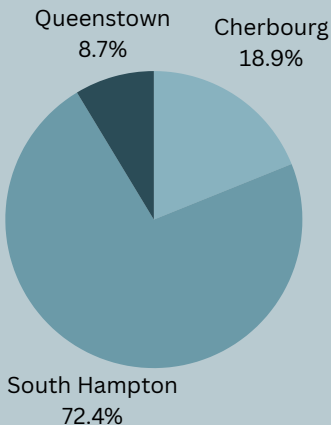
3,703,895,074

...total streams!



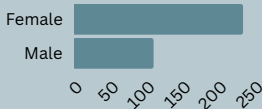
The Titanic

- Cherbourg
- South Hampton
- Queenstown



72.4%
of passengers
embarked in
South Hampton
(England)

342
passengers
survived



233 were female
(68%)

109 were male
(32%)

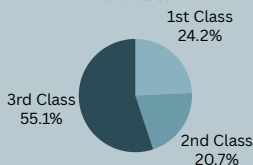


There were a total of

891

passengers on
board

- 1st Class
- 2nd Class
- 3rd Class



50% of people were in
3rd Class

The oldest person on
board was

80 years old

The youngest person
on board was

0.41 years old

Source:

<https://www.kaggle.com/datasets/hesh97/titanicdataset-traincsv>

TITANIC FACTS

THERE
WERE

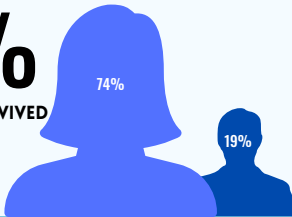
881

PASSANGERS
ON BOARD



MALE VS FEMALE SURVIVAL RATES WOMEN AND CHILDREN FIRST!

74%
OF WOMEN SURVIVED




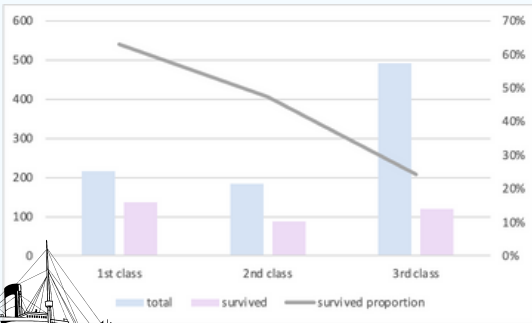
OLDEST PERSON ON BOARD

80

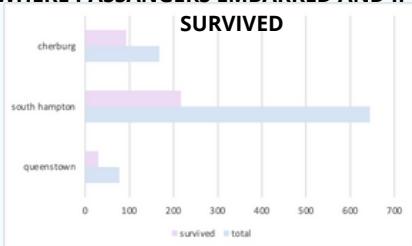
YOUNGEST ON BOARD

0

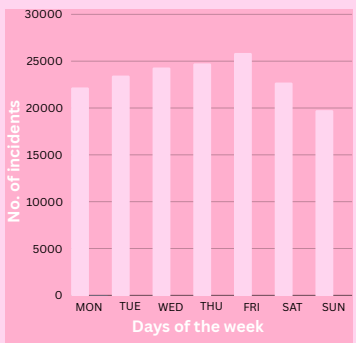
DIFFERENT CLASS SURVIVORS



WHERE PASSANGERS EMBARKED AND IF THEY SURVIVED



Traffic Incidents in Victoria

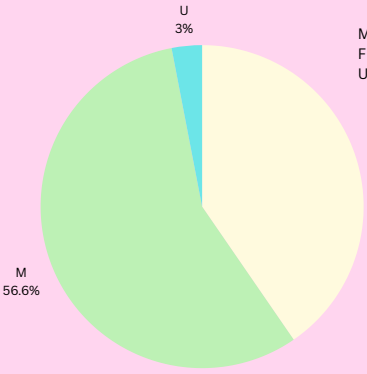
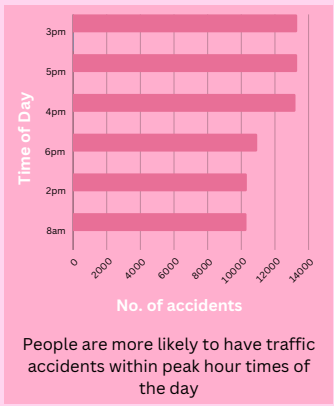


Friday is the most popular day of the week for road incidents to occur. This may be because many people go out on Fridays.


In vehicle accidents, **75%** of cases, the driver is more injured than the passengers



65% of traffic incidents are collisions of vehicles



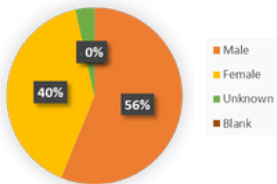
M = Males
F = Females
U = Unknown



More males get into road accidents, having 16.2% more accidents than females. The 'Unknown' category may be incidents where people's gender was not recorded or it may represent people who do not identify as any gender.

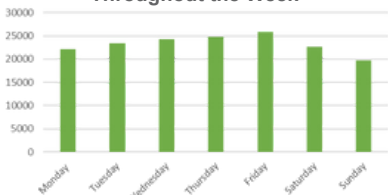
Traffic Incident Factors

Gender Proportion



Males are most likely to get into traffic incidents

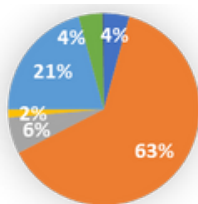
Traffic Accident Frequency Throughout the Week



Traffic accidents are more likely to occur on a Friday

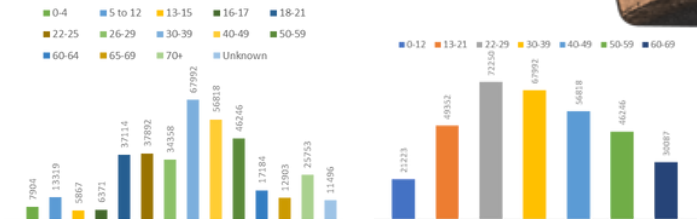
Traffic Accident Victim Frequency

- Bicyclists
- Not Known
- Pillion Passengers
- Drivers
- Passengers
- Motorcyclists
- Pedestrians



Based on road user type, drivers get into traffic accidents the most

Traffic Accident Frequency Throughout the Week



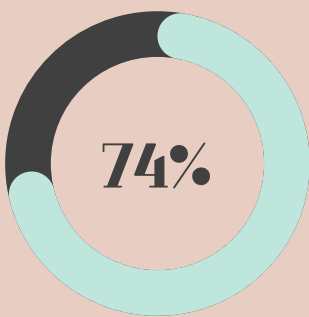
The graph on the left shows the age group distribution of people involved in traffic accidents, as organised by the source, determining that the age group with most accidents is 30-39. The graph on the right shows the same data but with more proportionate age ranges, showing the most frequent age range as 22-29.

Nearly 40% of traffic accidents involved just 2 people

THE TITANIC




Facts and statistics

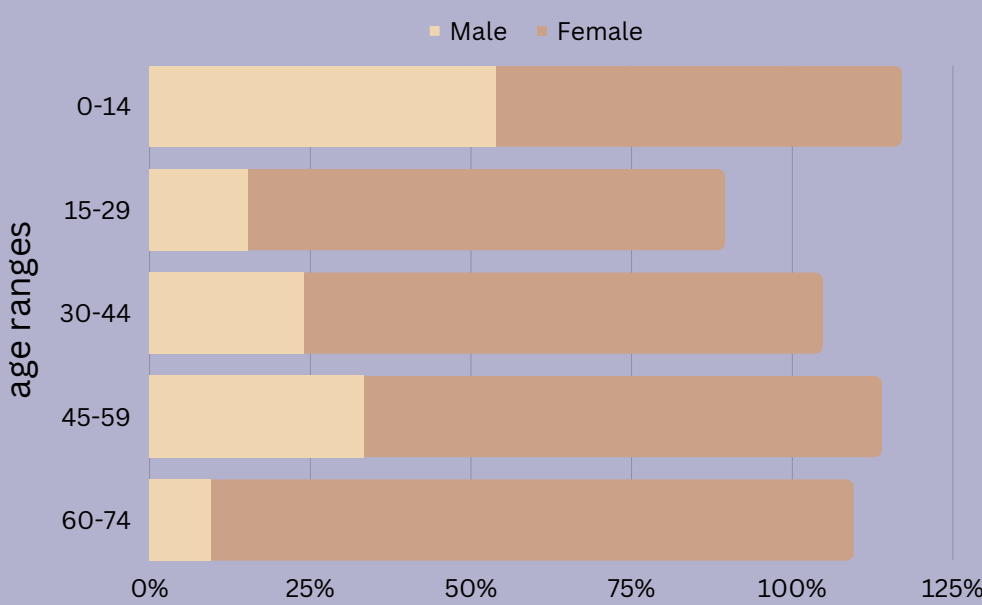


Out of 314 women, 233 survived.

Those who embarked in France (55%) were more likely to survive than those who embarked in England (34%) or Ireland (39%)

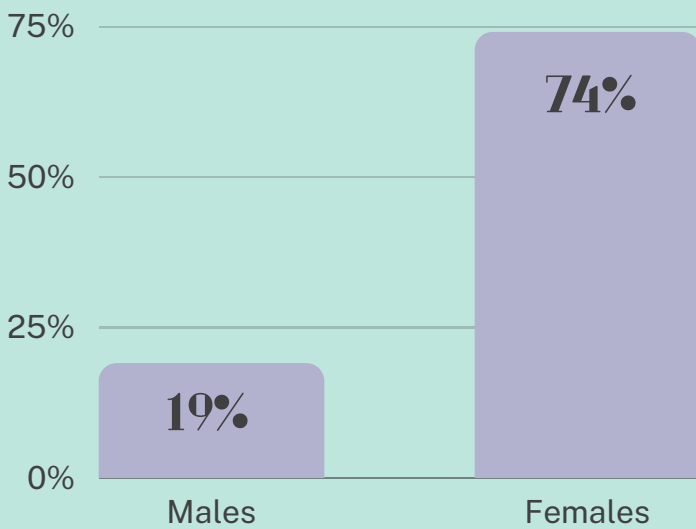


39% 34% 55%



Females had a higher rate of survival than males across all age ranges.


Overall, females had a higher survival rate than males



The oldest person to survive was Mr. Algernon Henry Wilson Barkworth, who was

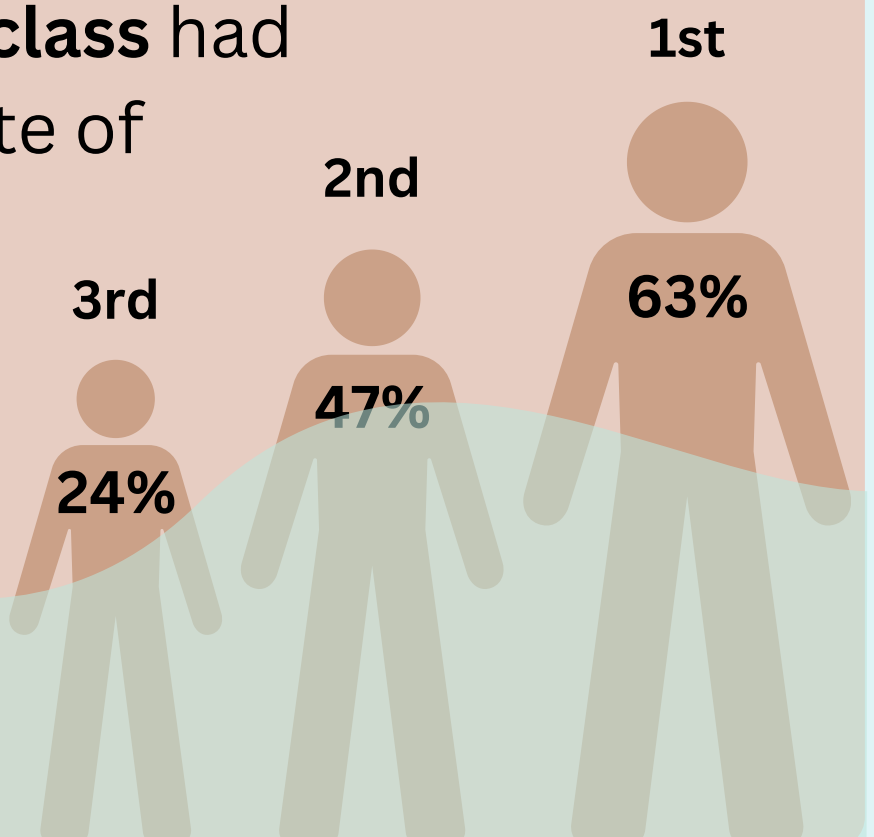
83 years old

and a male, first-class passenger



Those in **first class** had the highest rate of survival (63%)

Those in **third class** had the lowest survival rate (24%)



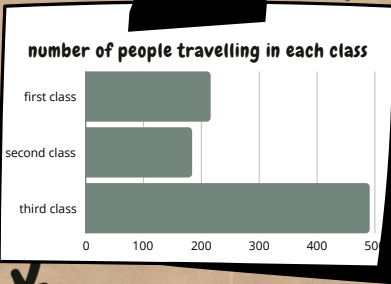
source:

<https://www.kaggle.com/hesh97/titanicdataset-traincsv>

TITANIC FACTS

Jayda Vargheese

74%
of woman
survived.



72%
of passengers embarked
from the UK

the **OLDEST** person
on board was
80 years old



the **YOUNGEST** person
on board was
6 months old



52
passengers were
named

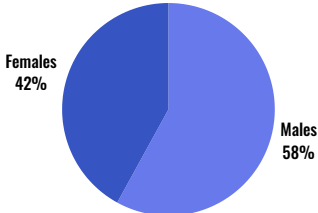
John



Traffic Accidents

Data based on Victorian Crash data from 2012-2023

Gender



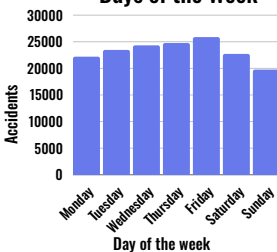
This Pie chart is showing the proportions of Female and Males in Traffic Accidents



This Bar chart shows what days have the most accidents

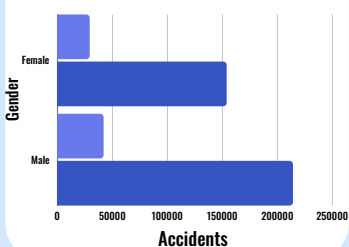
Friday has the most accidents

Days of the Week

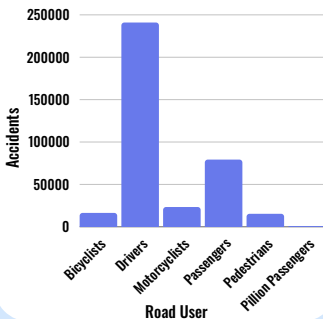


Fatality and Serious injury Rates by Gender

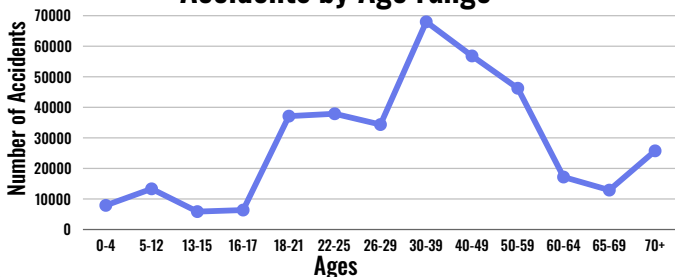
Fatality Rates and Seriously injured Accidents



Accidents by Road User

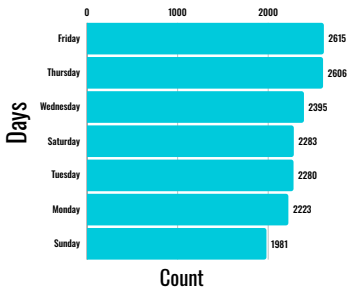


Accidents by Age range



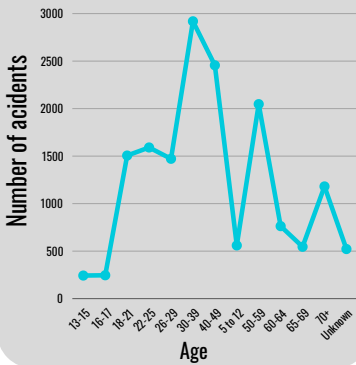
Traffic Incidents

Days of the week

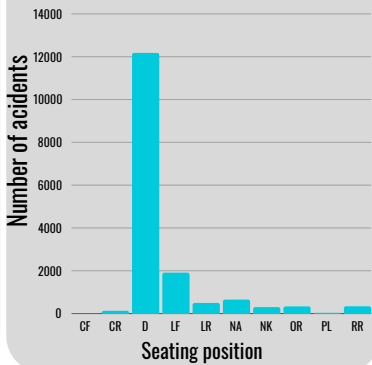


The amount of accidents dependent on what day it is, most common day is **friday** with **2615** and the least common day is **sunday** with **1981**

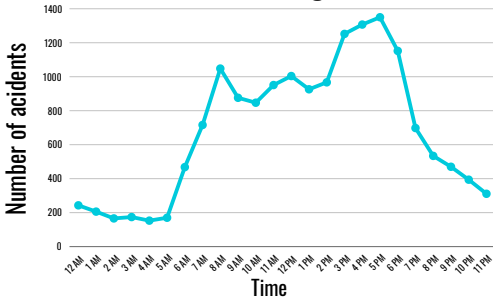
Most common age range



Impact of seating position



Accidents through the day



The percentage of genders involved in traffic-related accidents, **Males** being the highest at **57.4%**, **Females** at **39.2%**, and **Unknown** at **3.4%**

Gender

